



**SRAM XX1**

**ONE. AND ONLY.**



**SRAM XX1**

**SRAM XX1 was built with a dedicated 1X drivetrain philosophy—making it simpler, lighter and more durable than any other. No matter where you ride, no matter what you're up against: SRAM XX1. UNSTOPPABLE.**

### **SINGLE-MINDED PURSUIT**

Driven by a cutting-edge, single-ring carbon crank and seamless component integration, SRAM 1X drivetrain delivers flawless chain management and faster, more precise shifting. But the relationship between XX1 components goes far beyond fitment. From the X-HORIZON™ rear derailleur with TYPE 2 technology to the super wide range 11-speed 10-42T cassette, each component is designed to function synergistically with the others, achieving what no other 1X drivetrain has before. Available October 2012.

**SIMPLER,  
LIGHTER  
AND  
MORE  
DURABLE**





**X-SYNC™**  
A CNC-machined, "wide tooth, narrow tooth" pattern is repeated around the entire chainring, perfectly mirroring the chain's inner and outer links for maximum control.



**BB30**  
Besides serious weight savings, this bottom bracket means narrow Q-factor, more ankle clearance, greater bearing durability and stronger crank construction.




**GXP**  
GXP's Gutter Seal design cuts friction, durability and weight—improving both feel and performance.

## XX1 CRANK KING OF THE RING

Developed for maximum chain control, each tooth's thickness is precisely CNC-machined to support the chain's inner and outer links perfectly. Six available chain rings (28-30-32-34-36-38) allow you to tune your gear range to match your terrain, wheel size and riding style. Each X-SYNC™ chain ring fits a single, universal spider—allowing you to change rings without removing the light-weight carbon crank arm.

- New tooth profile alternates thickness by inner and outer links, providing maximum chain control
- Carbon arms with forged aluminum spider
- CNC-machined rings (28-30-32-34-36-38)
- New spider design allows for easier ring changes
- Wide/narrow Q factor cranks for BB30 and GXP
- Weight: 650 grams with BB (approx.)





### X-ACTUATION™

Developed specifically for the SRAM 1X11 drivetrain, X-ACTUATION keeps shifting sharp and consistent across the entire 10-42T cassette.



### X-SYNC™

A “wide tooth, narrow tooth” pattern is repeated around the pulley wheel, perfectly mirroring the chain’s inner and outer links for maximum control.



### CAGE LOCK™

With Cage Lock, wheel removal and installation—as well as chain installation—becomes faster and simpler. Just pushing the cage forward to create slack and lock it into place.



### ROLLER BEARING CLUTCH™

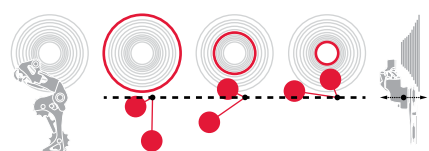
Roller Bearing Clutch™ technology eliminates derailleur bounce and chain slap without sacrificing precision.



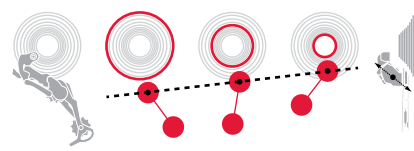
### X-HORIZON™

This rear derailleur’s “straight parallelogram” design limits all movement to the horizontal axis, which makes ghost shifting impossible while also reducing shift force. For quicker, more exact shifting, the large upper pulley offset design maintains a constant chain gap across all gears.

### X-HORIZON™ XX1 RD



### STANDARD RD



## X-HORIZON™ REAR DERAILLEUR

### MAXIMUM IMPACT

With its “horizontal parallelogram” design and pulley offset, X-HORIZON™ keeps the chain gap constant across all 11 gears, providing fast, precise shifts. By limiting all movement to the horizontal axis, this design is faster, reduces shift force and eliminates ghost shifting. ROLLER BEARING CLUTCH™ technology reduces bounce and chain slap. CAGE LOCK™ technology makes wheel removal and installation easier than ever before. Paired with the XX1 shifter, the X-HORIZON RD forms the backbone of X-ACTUATION™ technology for unbelievably smooth shifting action.

- Large upper pulley offset automatically adjusts chain gap
- Straight parallelogram design with horizontal movement reduces shift force and improves drivetrain performance
- 12T X-SYNC pulley wheels
- TYPE 2 technologies: ROLLER BEARING CLUTCH™ and CAGE LOCK™
- New silent pulley tooth design
- Weight: 220 grams (approx.)



## XX1 CASSETTE

FIRST OF ITS KIND

Ranging from 10- to 42-teeth, the 11-speed X-DOME™ delivers an incredibly wide gear range while maintaining even, optimized steps. The single-unit cassette combines with the XD™ driver body for a superior connection to the wheel.

- 11-speeds (10-12-14-16-18-21-24-28-32-36-42)
- Bearing design and ratchet mechanism steadied by XD driver body
- Creates more stable hub connection
- Gear steps optimized across entire range
- Wheels equipped for XD driver body available from SRAM and DT Swiss
- XD driver body is 6-8g lighter
- Weight: 260 grams



### X-DOME

X-DOME technology creates an incredibly lightweight, precise and strong cassette. The open design aids in mud clearance, giving you cleaner shifting performance and longer component life.



### XD DRIVER BODY

XD is a new cassette driver body design that allows the use of a 10 tooth small cog and provides an improved interface with the cassette.



SRAM XX1



### X-ACTUATION™

Developed specifically for the SRAM 1X11 drivetrain, X-ACTUATION keeps shifting sharp and consistent across the entire 10-42T cassette.



### JAWS™

Once the shifter and grip interlock securely, forged aluminum clamps on either end reinforce the assembly by locking tightly to handlebar.



### ROLLING THUNDER™

Three rows of ball bearings provide zero friction or play—reducing the force needed to shift and promoting long-term performance under all weather conditions.



### SPEED METAL™

Full metal, 11-speed indexing keeps shifting crisp and precise.



## XX1 TRIGGER SHIFTER

### QUICK ON THE DRAW

- SRAM 1X11 X-ACTUATION™ for precise and dependable 11-speed performance
- Multi-adjustable trigger shifter
- MatchMaker X compatible
- Carbon cover and adjustable carbon pull lever
- Full Gore Ride-On cable system

## XX1 GRIP SHIFT

### SEISMIC SHIFT

- SRAM 1X11 X-ACTUATION™ for precise and dependable 11-speed performance
- SPEED METAL™ shift indexing
- ROLLING THUNDER™ ball bearing technology
- JAWS™ lock-on grip technology
- Carbon cover
- Full Gore Ride-On cable system

## XX1 CHAIN

### POWERFUL CONNECTIONS

The XX1 chain represents the latest breakthrough in a long line of precise, light-weight chains from SRAM. It's designed to deliver the greatest strength and reliability to a drivetrain that doesn't have to make compromises for front shifts.

- New 1X11 XX1 specific chain
- Designed for maximum strength and wear resistance
- Proprietary link finish provides improved life span
- 11-speed power lock





**ANDREAS BENZ**  
ENGINEERING TEAM LEADER



**ROBERT BOEHM**  
DEVELOPMENT ENGINEER



**HENRIK BRAEDT**  
DESIGN ENGINEER



**THORSTEN HAMISCH**  
INDUSTRIAL DESIGNER



**CHRIS HILTON**  
PRODUCT MANAGER  
EXTERNAL DRIVETRAIN



**MARKUS KLIER**  
TEST ENGINEERING MANAGER



**FRANK SCHMIDT**  
DEVELOPMENT GROUP  
LEADER

