




# MJ-906S BIKE LIGHT/E-BIKE LIGHT

BEYOND THE LIMITS

MAX OUTPUT	MAX RUNTIME	MAX THROW
		
<b>4,500</b> lumens	<b>50</b> hours	<b>236</b> meters



## MARKET APPLICATIONS

- MTB Riding
- Trail Crossing
- Road Cycling
- Commuting

## DESCRIPTION

MJ-906S is a powerful bicycle light that utilizes a high capacity external battery pack, while also offering 6V-12V compatibility for the ever popular E-bike's power system. It is equipped with two super bright and power efficient LEDs, with a maximum verified output of 4500 lumens. Providing 15 possible brightness settings including Daytime Running Light mode, covering all environments and riding scenarios. Aside from the independent Daytime Running Light mode, we have further improved on the safety features for the road and urban cyclists, including side lighting and vertical lens grating, making it easier on the eyes of oncoming traffic. MJ-906S is powered by our latest and most advanced USB-C battery pack MJ-6118, which consists of 4x super high capacity 21700, 5,000mAh Li-ion cells. With a total capacity of 10,000mAh, various output mode via USB Power Delivery, the 6118 battery pack can easily power most of your USB devices via its USB-C input/output port. Making the MJ-906S a long lasting night cycling light as well as a travel companion for outdoor camping, road trips. The large area silicone power switch really stands out in darkness, and quite easy to press with gloves on. The built-in smart thermal control system and the large-area metallic heat dissipation fins keep MJ-906's operating temperature at optimal levels, protecting internal circuits and maintaining max output.

When powered by an E-bike's electric motor, MJ-906S auto adjusts its output within 6V-12V DC voltage. Compatible with mainstream motors from manufacturers like Bosch, Brose, Shimano and Yamaha. When the day comes to an end, MJ-906S will switch from day light mode to night mode automatically without user input. No matter day or night, MJ-906S is always with you!



# MJ-906S BIKE LIGHT/E-BIKE LIGHT

BEYOND THE LIMITS



## FEATURES

- 2x Super powerful, energy efficient LEDs, 4,500 lumens of max output.
- Two LEDs can be activated together or each on its own, suitable for a wide variety of activities.
- When in E-bike mode, automatically adjusts output power level based on input DC power (6V-12V range) compatible with most mainstream power motors, e.g. Bosch, Brose, Shimano and Yamaha.
- Independent Daytime Running Light, all weather, all hour passive protection.
- Anti-glare design, road friendly towards oncoming cyclists or motorists.
- Big power switch, easy to see in the dark and press with gloves. Remembers last mode used.
- Internal thermal management coupled with large area thermal fins ensure consistent, high output.
- 7.2V 10,000mAh MJ-6118 multi-use battery pack. Able to charge a variety of devices as power bank. USB Power Delivery supporting turbo charging / discharging through USB-C port.
- Easily accessible remaining power indicator through power switch button and battery pack.
- IPX6 rating, heavy rain resistant, all weather proof.
- Universal Garmin quad lock style mount, easy to put on and take off.
- Compatible with 28mm, 31.8mm, 35mm etc. handlebar sizes, with support for non-traditional bar shapes.

## OUTPUT

### BIKE LIGHT


BRIGHTNESS	DRL	/	/	/
  h:min	<b>35</b>	/	/	/
	<b>50:00</b>	/	/	/
CONSTANT	ECONOMICAL	LOW	MID	HIGH
  h:min	<b>800</b>	<b>1,800</b>	<b>2,500</b>	<b>4,500</b>
	<b>17:50</b>	<b>10:10</b>	<b>05:50</b>	<b>01:50</b>
  h:min	<b>350</b>	<b>900</b>	<b>1,600</b>	<b>2,300</b>
	<b>17:10</b>	<b>06:00</b>	<b>04:00</b>	<b>02:10</b>
  h:min	<b>350</b>	<b>900</b>	<b>1,600</b>	<b>2,300</b>
	<b>17:10</b>	<b>06:00</b>	<b>04:00</b>	<b>02:10</b>
FLASH	FLASH 1	FLASH 2	/	/
  h:min	<b>0-2,300</b>	<b>0-600</b>	/	/
	<b>04:50</b>	<b>07:80</b>	/	/

### E-BIKE LIGHT

NIGHT	HIGH	MID	LOW	FLASH
 LUMENS	<b>4,500</b>	<b>2,500</b>	<b>1,800</b>	<b>0-1,800</b>
DAY	DRL	/	/	/
 LUMENS	<b>35</b>	/	/	/

\*All data above are test results according to ANSI NEMA FL 1-2009 standards.

### WATERPROOF IPX6



### DROP TEST



### COMPLIANCE



MAGICSHINE.COM © MAGICSHINE 09/25/20 V2

MADE IN CHINA

Note: There are slight differences between the picture and the real item caused by light color temperature. All the pictures are for reference only.

## LIGHT SOURCE

Luminus SST-40

## DIMENSIONS

Length: 1.77 in / 45mm  
 Width: 1.69 in / 43mm  
 Height: 1.30 in / 33mm  
 Weight: 2.8 oz / 78g (Light head only)  
 17.7 oz / 503g (Including battery)

## BODY MATERIAL

Aluminum alloy + plastic

## BATTERY SOURCE

4 X 21700 Li-ion battery 7.2V  
 10,000mAh (Included)

## WARRANTY

1 year warranty for light head  
 Half year for battery pack

## IN THE BOX

- MJ-906S x 1
- MJ-6118 battery pack x 1
- Handlebar mount x 1
- Silicon strap x 4
- USB-C cable x 1
- 3mm hex x 1
- User Manual x 1

## BRIGHTNESS VS POWER

Limited power (W)	Product power (W)	Brightness (LM)
10	4-8	400-1,000
20	10-18	1,800
30	20-28	2,800
50	30-45	4,000
100	45-51	4,500